

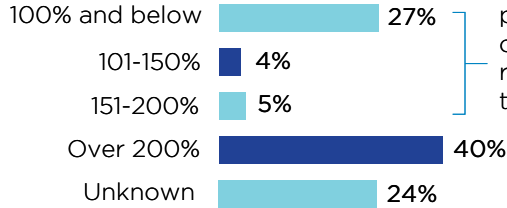
PATIENT DEMOGRAPHICS

33,613 TOTAL PATIENTS

43 LANGUAGES SPOKEN

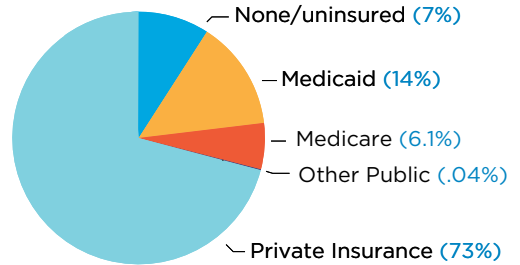
INCOME

FEDERAL POVERTY LEVEL (FPL)

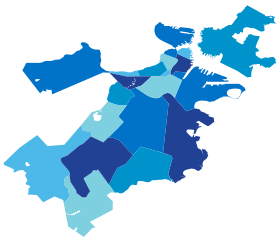


Our trans-identified population and patients of color are most highly represented in these three income categories.

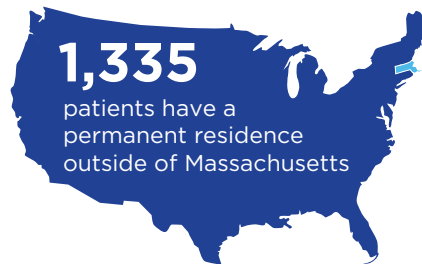
INSURANCE COVERAGE



GEOGRAPHY



55%
of patients come from Boston neighborhoods



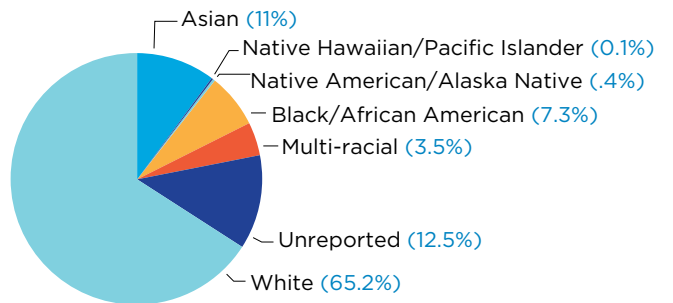
To get care at Fenway, patients travel from
1,296
zipcodes

LANGUAGES SPOKEN

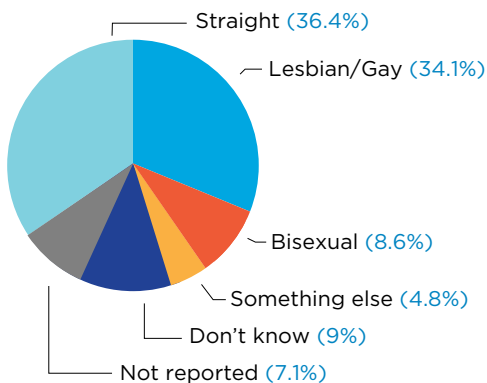


RACE AND ETHNICITY

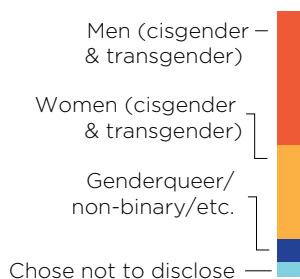
10.6% of patients identify as Hispanic/latinx



SEXUAL ORIENTATION



GENDER IDENTITY



17.4% of our patients fall under the transgender and genderqueer umbrella.

AGE

